

Tissue Paper Marigolds

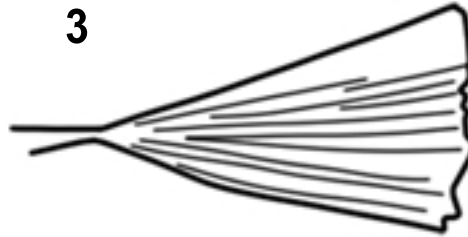
Materials: Tissue paper, scissors, pipe cleaners.

1. Cut four pieces of tissue paper the size of a piece of printer paper (8x11 in).
2. Stack the pieces of tissue paper and fold like an accordion (take turns folding towards the front and the back).
3. Cut out two semicircles from the middle of the stack.
4. Tie a pipe cleaner around the middle.
5. Gently pull the layers apart on each side of the pipe cleaner to fan out the flower.

1



3

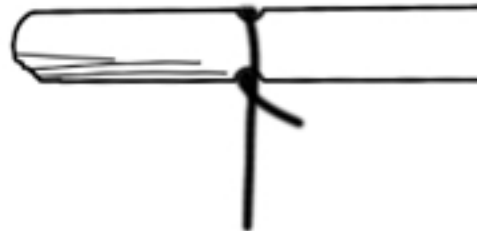


Side View

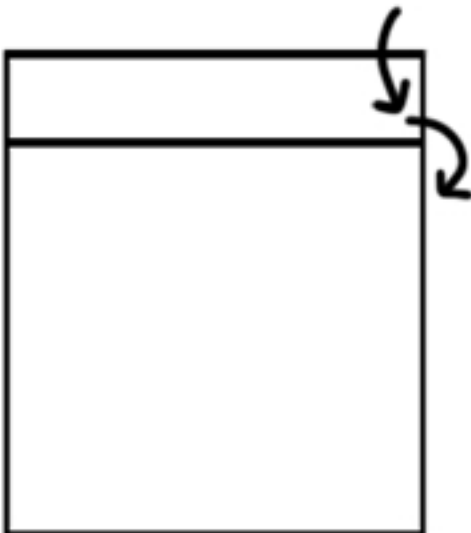
Top View



4



2



5

