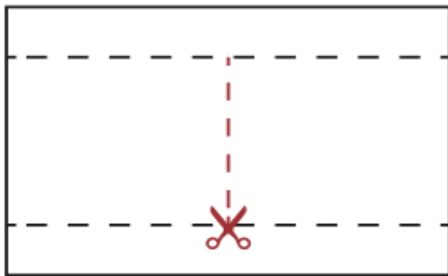
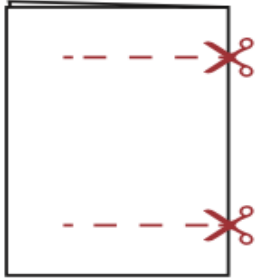
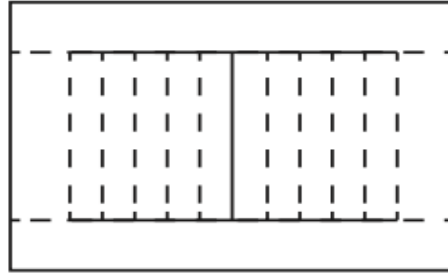


# How to Make a Paper Theatre Stage



**Materials:** white paper, construction paper, glue, crayons, pencils & colored pencils, stapler, glue, popsicle stick

**Step 1** Fold horizontal paper in half like a book

**Step 2** Cut two lines from fold toward open edge.

**Step 3** Cut on center fold line.

**Step 4** Fold curtains back like an accordion. Staple or glue in place. Color stage floor and curtains

**Step 5** Draw, cut out and glue props and actors onto popsicle sticks. Write your play!